

# INDIA CHINA HONG KONG

While we have made every attempt to ensure the information below has been obtained from reliable sources, Greater Manchester Chamber of Commerce assumes no responsibility or liability for errors on the content below.



Greater Manchester  
Chamber of Commerce  
Connect. Communicate. Create.



Country profile:



# Hong Kong

**Population**  
7.34 million

**Official Language**  
English, Chinese, Cantonese

**Currency**  
Hong Kong dollar (HKD)



Ease of Doing  
Business Ranking  
**3 / 189**

**GDP Growth (ANNUAL %)**

2015	2016	2017	2018	2019
2.44	1.9	2.1	2.4	2.4





## Killer Facts

- World's eighth largest trading economy and leading trading and financial hub in Asia
- Strategically located as an important gateway into the Chinese market and the rest of Asia
- Major capitalist service economy characterised by low-and-simple-tax regime and free trade
- Ranked as the world's freest economy in the Index of Economic Freedom for 20 consecutive years
- Highly competitive and mature market
- World's busiest airport for international cargo and one of the world's busiest container ports
- Hong Kong's economy is becoming increasingly connected with mainland China's through the Closer Economic Partnership Agreement (CEPA)
- Hong Kong has signed a comprehensive FTA with the European Free Trade Association (EFTA)
- Hong Kong is the UK's second largest market for goods in Asia Pacific after Mainland China and 11th largest worldwide
- Did you know that importing a standard container of goods into Hong Kong requires **4 docs, 5 days, £350?**



SECTOR  
OPPORTUNITIES

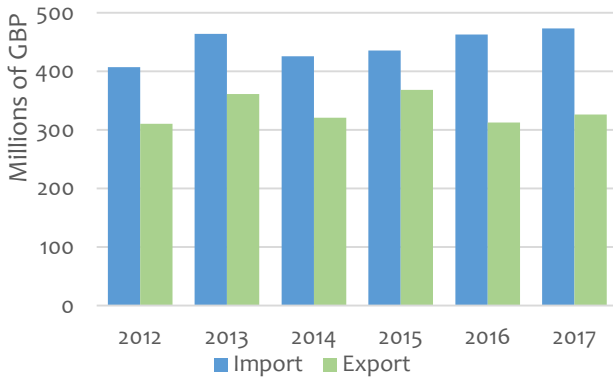




# Hong Kong



## Trade Statistics North West England - Hong Kong (2012-2017)



	IMPORT (%)	EXPORT (%)
All sectors	16.3%	5.1%
Food, beverages & animals	-49.5%	198.5%
Crude materials & lubricants	-58.6%	-45.1%
Chemicals & related products	77.3%	17.2%
Manufactured goods	3.8%	-7.3%
Machinery & transport equipment	49.6%	-12.7%
Miscellaneous manufactured articles	-2.4%	187.4%
Commodities not classified	n.a.	n.a.



**Internet penetration**  
(% of total population)

**87.5%**



**Social media penetration**  
(% of internet users)

**70%**



**Mobile subscriptions**  
(per 100 people)

**240**



## Read more detailed information



**Market Snapshots**  
*Export Britain*



**Shipping & Logistics**  
*DHL Express*



**Exporting country guides**  
*Department for International Trade*



**Country overview**  
*World Bank*

Country profile:




# India

**Population**  
1.324 billion

**Capital**  
New Delhi

**Official Language**  
Hindi, English

**Currency**  
Indian rupee (INR)



Ease of Doing Business Ranking  
**142 / 189**

**GDP Growth (ANNUAL %)**

2016	2017	2018	2019	2020
7.11	6.69	7.33	7.54	7.52



## Killer Facts

- One of the fastest growing economies in the world- economic “fast lane” alongside China
- Gateway to south east Asian markets
- Rising personal incomes creating a new middle class consumer market
- One of the world’s largest youth populations with availability of skilled, low cost workforce
- Good network of banks, financial institutions and an organised capital market
- World’s fifth largest energy market and fourth largest energy consumer
- The legal system in India is based on English common law
- India is carrying out a slow but steady programme of economic openness since the early 1990s by removing the majority of its trade barriers
- A free trade agreement between the European Union (EU) and India is currently under negotiation
- The automobile industry in India is one of the fastest-growing worldwide
- Did you know that importing a standard container of goods into India requires **11 docs, 20 days, £793?**



**SECTOR OPPORTUNITIES**


**Adv. Engineering**



**Infrastructure**



**Energy**



**Education**



**Life sciences**

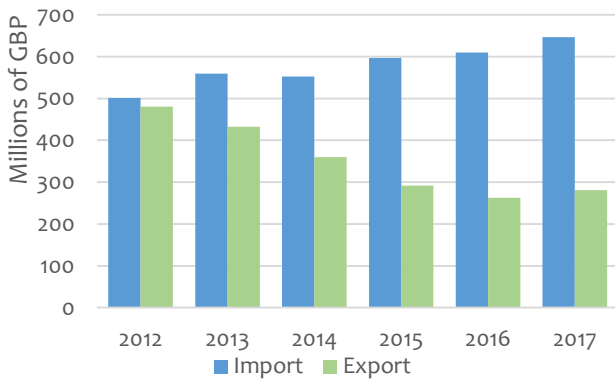




# India



## Trade Statistics North West England - India (2012-2017)



	IMPORT (%)	EXPORT (%)
All sectors	28.9%	-41.5%
Food, beverages & animals	55.6%	303.9%
Crude materials & lubricants	96.9%	-68.7%
Chemicals & related products	15.4%	-11.6%
Manufactured goods	43.9%	-47.2%
Machinery & transport equipment	98.3%	-20.7%
Miscellaneous manufactured articles	28.4%	-27.7%
Commodities not classified	n.a.	72.5%



**Internet penetration**  
(% of total population)

**29.5%**



**Social media penetration**  
(% of internet users)

**18.5%**



**Mobile subscriptions**  
(per 100 people)

**85**



## Read more detailed information



**Market Snapshots**  
*Export Britain*



**Shipping & Logistics**  
*DHL Express*



**Exporting country guides**  
*Department for International Trade*



**Country overview**  
*World Bank*

Country profile:



# China

**Population**  
1.379 billion

**Capital**  
Beijing

**Official Language**  
Chinese

**Currency**  
Renminbi (yuan) (¥) (CNY)



Ease of Doing  
Business Ranking  
**90 / 189**

### GDP Growth (ANNUAL %)

2016	2017	2018	2019	2020
6.7	6.86	6.5	6.32	6.22



## Killer Facts

- World's second-largest economy after the United States and the biggest trading power in Asia
- Largest country in the world by population with over 160 cities of 1 million+ inhabitants
- Fast growing consumer market due to the increasing China's middle class
- Forecast to become the world's largest luxury goods market by 2020
- Flourishing business base
- Strong government investment programme
- Largest Information and Communications Technology (ICT) market in the world
- China is the world's largest energy consumer and demand is expected to grow by 72% by 2030
- There are more airports being planned and built than anywhere else in the world
- China and UK are cooperating on the development of FTZs in Shanghai, Fujian, Tianjin and Guangzhou
- The UK is one of Europe's largest investors in China, and among the largest destinations in Europe for China's outward investment
- Did you know that importing a standard container of goods into China requires **5 docs, 24 days, £615?**



SECTOR  
OPPORTUNITIES

**Automotive &  
Aerospace**



**Infrastructure**



**Energy & Power  
generation**



**Life sciences &  
healthcare**

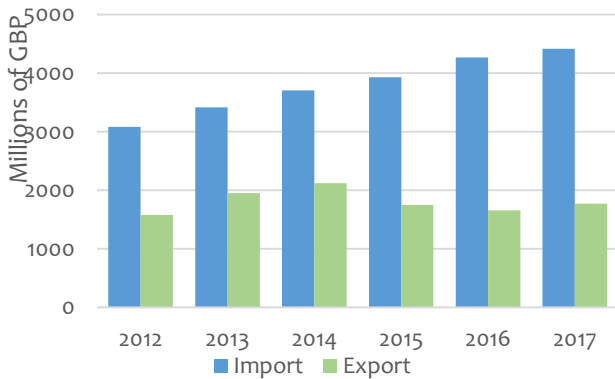


**Financial & professional  
services**





**Trade Statistics North West England - Chile (2012-2017)**



	IMPORT (%)	EXPORT (%)
All sectors	43.2%	12.1%
Food, beverages & animals	50.4%	1490.3%
Crude materials & lubricants	27.4%	-56.1%
Chemicals & related products	-4.1%	-22.4%
Manufactured goods	32.4%	40.0%
Machinery & transport equipment	70.7%	96.1%
Miscellaneous manufactured articles	44.2%	44.9%
Commodities not classified	-80.0%	-12.5%



**Internet penetration**  
(% of total population)

**53.2%**



**Social media penetration**  
(% of internet users)

**46%**



**Mobile subscriptions**  
(per 100 people)

**97**



**Read more detailed information**



**Market Snapshots**  
*Export Britain*



**Shipping & Logistics**  
*DHL Express*



**Exporting country guides**  
*Department for International Trade*



**Country Overview**  
*World Bank*