

LATIN AMERICA

While we have made every attempt to ensure the information below has been obtained from reliable sources, Greater Manchester Chamber of Commerce assumes no responsibility or liability for errors on the content below.



**Greater Manchester
Chamber of Commerce**
Connect. Communicate. Create.



Country profile:



Chile

Population
18.19 million

Capital
Santiago

Official Language
Spanish

Currency
Peso (CLP)



Ease of Doing
Business Ranking
55/190

GDP Growth (ANNUAL %)

2016	2017	2018	2019	2020
1.26	1.51	3.28	3.36	2.46



Killer Facts

- 5th largest economy in South America and one of the most highly rated among emerging economies
- Highest level of Gross Domestic Product (GDP) per capita in the region
- Chile has more than double its economy since 2004 and its retail and consumer market is booming
- Second best emerging market for retail opportunities
- Did you know a business can be set up in a single day in Chile?
- Growing middle class
- Estimated US\$70 billion investment in Chile’s mining sector up to 2021
- Commitment to infrastructure development
- Chile leads the region with the lowest Corruption Perception Index
- Very reliable country, rated A+ (Fitch), AA- (Standard & Poor’s) and Aa3 (Moody’s)
- Chile has signed over 20 Free Trade Agreements with 50 countries and its trade network provides access to almost 1.2 billion consumers worldwide
- Did you know that importing a standard container of goods into Chile requires **6 docs, 12days, £579?**



**BUSINESS
OPPORTUNITIES**

Infrastructure



Education




Mining



Retail

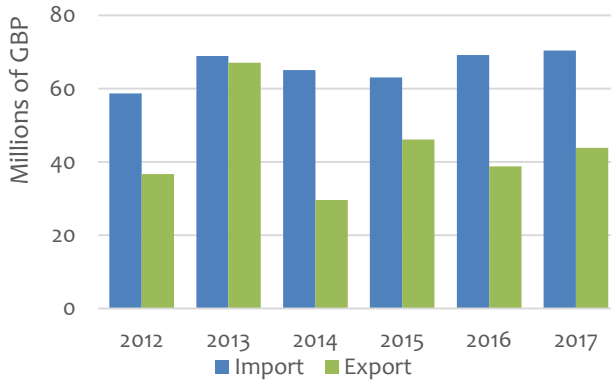


Energy





Trade Statistics North West England - Chile (2012-2017)



	IMPORT (%)	EXPORT (%)
All sectors	19.9%	19.5%
Food, beverages & animals	15.5%	1341.7%
Crude materials & lubricants	66.4%	3697.1%
Chemicals & related products	-14.8%	-61.2%
Manufactured goods	-54.0%	56.1%
Machinery & transport equipment	3812.0%	220.4%
Miscellaneous manufactured articles	-48.7%	110.8%
Commodities not classified	n.a.	n.a.



Internet penetration
(% of total population)

66%



Social media penetration
(% of internet users)

61%



Mobile subscriptions
(per 100 people)

130



Read more detailed information



Market Snapshots
Export Britain



Shipping & Logistics
DHL Express



Exporting country guide
Department for International Trade



Country overview
World Bank

Country profile:



Colombia

Population
49.46 million

Capital
Bogota

Official Language
Spanish

Currency
Peso (COP)



Ease of Doing
Business Ranking
59/190

GDP Growth (ANNUAL %)

2016	2017	2018	2019	2020
1.96	1.81	2.72	3.27	3.59



Killer Facts

- One of the fastest-growing markets in Latin America and 3rd best country for “Ease of doing business in Latin America
- Colombia is part of the CIVETS group (Colombia, Indonesia, Vietnam, Egypt, Turkey and South Africa) – countries that have been identified as the next generation of economic tigers
- Rapid expansion of the extractive industries, such as oil, coal, and nickel
- Strategic location as a regional hub with duty free access to the other Andean nations, Mercosur and Chile
- The dynamic “youth” sector of the population represents the driving force
- Middle class forecast to double in next 15 years
- Bogota is the second largest luxury market in South America, after Sao Paulo
- One of the most open markets in Latin America with 13 Free Trade Agreements in force
- Over 100 UK business operate in the Colombia
- Ranked 18th In the World retail Index: retailing is responsible for 40% of all sales in the country
- Did you know that exporting a standard container of goods to Colombia requires **6 docs, 13 days, £1750?**



BUSINESS
OPPORTUNITIES

Transport



Financial services



Construction



Education

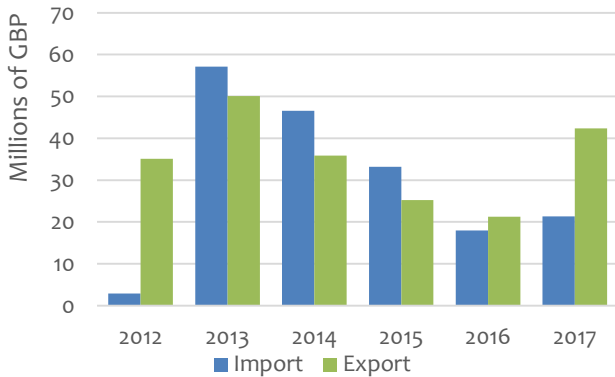


Mining





Trade Statistics North West England - Colombia (2012-2017)



	IMPORT (%)	EXPORT (%)
All sectors	643.7%	20.5%
Food, beverages & animals	14319.0%	13105.4%
Crude materials & lubricants	-48.7%	872.9%
Chemicals & related products	n.a.	-45.8%
Manufactured goods	331.8%	157.0%
Machinery & transport equipment	7306.5%	221.6%
Miscellaneous manufactured articles	153.2%	40.6%
Commodities not classified	n.a.	n.a.



Internet penetration
(% of total population)

64%



Social media penetration
(% of internet users)

52%



Mobile subscriptions
(per 100 people)

120



Read more detailed information



Market Snapshots
Export Britain



Shipping & Logistics
DHL Express



Exporting country guide
Department for International Trade



Country overview
World Bank



Brazil

Population
210.87 million

Capital
Brasília

Official Language
Portuguese

Currency
Real (R\$) (BRL)



Ease of Doing
Business Ranking
125/ 190

GDP Growth (ANNUAL %)

2016	2017	2018	2019	2020
-3.45	0.98	2.4	2.54	2.38



Killer Facts

- Sixth largest economy in the world and by far the largest in South America
- One of the world's most rapidly developing economies with a GDP per head that is greater than India and China
- 400 of the world's 500 largest companies operate in Brazil
- One of four countries which make up the BRIC (Brazil, Russia, India and China) economies
- Strong industrial, business and consumer base
- European-oriented culture and business practices
- Sao Paolo is the first largest luxury market in South America
- UK's largest trading partner in Latin America
- Largest energy market in South America and has the second largest oil reserves in Latin America
- The Brazilian Aerospace Industry is the largest in the Southern Hemisphere
- The Brazilian government is planning on investing 10% of GDP on education by 2020
- Did you know that importing a standard container of goods into Brazil requires **8 docs, 17 days, £2275?**



SECTOR
OPPORTUNITIES

Transport



Energy




Aerospace



Education



Automotive

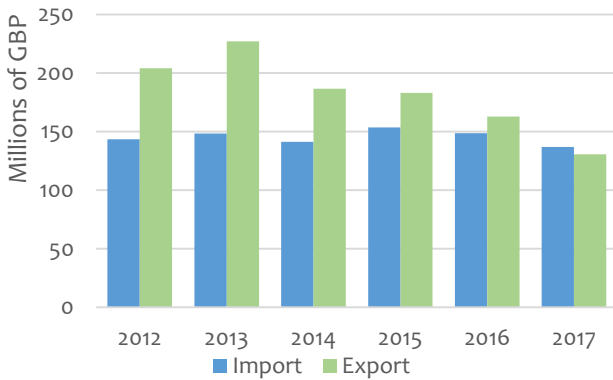




Brazil



Trade Statistics North West England - Brazil (2012-2017)



	IMPORT (%)	EXPORT (%)
All sectors	-4.5%	-36.0%
Food, beverages & animals	-35.4%	339.6%
Crude materials & lubricants	-24.1%	249.1%
Chemicals & related products	-37.6%	-60.6%
Manufactured goods	-37.3%	-6.7%
Machinery & transport equipment	1017.0%	-10.5%
Miscellaneous manufactured articles	68.2%	-28.0%
Commodities not classified	n.a.	n.a.



Internet penetration
(% of total population)

60.9%



Social media penetration
(% of internet users)

62%



Mobile subscriptions
(per 100 people)

117



Read more detailed information



Market Snapshots
Export Britain



Shipping & Logistics
DHL Express



Exporting country guides
Department for International Trade



Country overview
World Bank




Mexico

Population
130.76 million

Capital
Mexico city

Official Language
Spanish

Currency
Peso (MXN)

 Ease of Doing Business Ranking
49 / 190

GDP Growth (ANNUAL %)

2016	2017	2018	2019	2020
2.93	1.97	2.3	2.49	2.67



Killer Facts

- Largest economy in Latin America, after Brazil with a GDP per capita that is larger than the rest of the BRIC (Brazil, Russia, India and China) countries
- World's 15th largest economy, according to the International Monetary Fund (IMF)
- It is the country with the most FTAs in the world: access to the US market under the NAFTA and 11 FTAs covering 44 countries with a potential market access of up to 60% of the world's GDP
- In July 2000 the EU and Mexico signed a free trade agreement known as the 'Global Agreement' which helps EU goods gain preferential access to Mexico
- 2015: year of the UK in Mexico and Mexico in the UK
- Manufacturing powerhouse responsible for more than 60% of Latin America's manufacturing exports
- Increasing middle class fosters retail sector
- A National Infrastructure Plan has been set up to develop more modernised highways, rails, ports and airports
- Did you know that importing a standard container of goods into Mexico requires **4 docs, 12 days, £1176?**



SECTOR
OPPORTUNITIES

Infrastructure

Energy

Healthcare

Retail

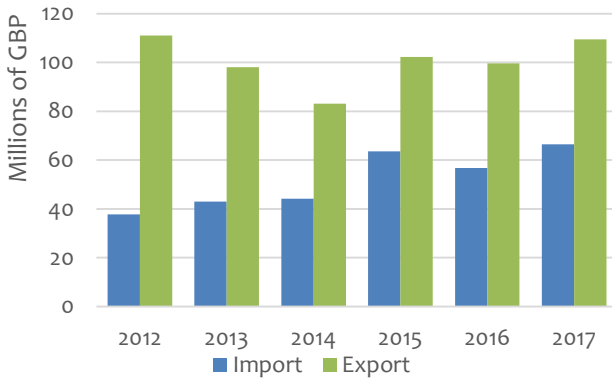
Adv. Engineering



Mexico



Trade Statistics North West England - Mexico (2012-2017)



	IMPORT (%)	EXPORT (%)
All sectors	76.0%	-1.4%
Food, beverages & animals	1232.2%	1194.9%
Crude materials & lubricants	-93.1%	844.9%
Chemicals & related products	-64.1%	-23.2%
Manufactured goods	219.9%	-19.6%
Machinery & transport equipment	1622.0%	-5.9%
Miscellaneous manufactured articles	29.2%	62.3%
Commodities not classified	n.a.	n.a.



Internet penetration
(% of total population)

59.5%



Social media penetration
(% of internet users)

64%



Mobile subscriptions
(per 100 people)

87



Read more detailed information



Market Snapshots
Export Britain



Shipping & Logistics
DHL Express



Exporting country guides
Department for International Trade



Country overview
World Bank